


Author Correction: Targeting the HIF2–VEGF axis in renal cell carcinoma

Correction to: *Nature Medicine*

<https://doi.org/10.1038/s41591-020-1093-z>,
published online 5 October 2020.

<https://doi.org/10.1038/s41591-024-03260-8>

Published online: 28 August 2024

Toni K. Choueiri  & William G. Kaelin Jr

In the version of the article initially published, in Fig. 1, the label now reading “HIF1 β ” originally read “HIF2 α ” and has now been corrected in the HTML and PDF versions of the article.

© Springer Nature America, Inc. 2024

Author Correction: Digital consults in heart failure care: a randomized controlled trial
















Correction to: *Nature Medicine*

<https://doi.org/10.1038/s41591-024-03238-6>,
published online 31 August 2024.

<https://doi.org/10.1038/s41591-024-03322-x>

Published online: 4 October 2024

Jelle P. Man , Maarten A. C. Koole , Paola G. Meregalli, M. Louis Handoko , Susan Stienen , Frederik J. de Lange , Michiel M. Winter, Marlies P. Schijven , Wouter E. M. Kok , Dorianne I. Kuipers, Pim van der Harst , Folkert W. Asselbergs , Aeilko H. Zwinderman , Marcel G. W. Dijkgraaf , Steven A. J. Chamuleau  & Mark J. Schuurings 

In the version of the article initially published, the traces in Fig. 3 appeared with an incorrect 180° rotation, with y-axis units ranging from 0.5–1.0, rather than 0.0–0.5. The caption to Fig. 3, which originally read “The red Kaplan–Meier curve represents the time until OMT in the treatment group, and the blue curve represents the time until OMT in the usual care group. Kaplan–Meier estimates and error bars displaying the 95% CIs are shown”, has been corrected to “The red cumulative incidence curve represents the time until OMT in the treatment group, and the blue curve represents the time until OMT in the usual care group. Estimates are shown along with error bars displaying the 95% CIs.” Additionally, throughout the article, “ACE/ARB” has been changed to “RASi”. In the Results, in “Secondary endpoints”, a callout to Fig. 3 has been added and in “Exploratory endpoints”, “care” has been added to “than usual care in ...” and the Fig. 3 callout has been changed to Fig. 4. In the seventh paragraph of the Discussion, “DMT” has been amended to “GDMT”. In the “Statistical analysis” paragraph of the Methods, “Kaplan–Meier curves” has been amended to “cumulative incidence curves”. These corrections have been made to the HTML and PDF versions of the article.

Open Access This article is licensed under a Creative Commons Attribution 4.0 International License, which permits use, sharing, adaptation, distribution and reproduction in any medium or format, as long as you give appropriate credit to the original author(s) and the source, provide a link to the Creative Commons licence, and indicate if changes were made. The images or other third party material in this article are included in the article's Creative Commons licence, unless indicated otherwise in a credit line to the material. If material is not included in the article's Creative Commons licence and your intended use is not permitted by statutory regulation or exceeds the permitted use, you will need to obtain permission directly from the copyright holder. To view a copy of this licence, visit <http://creativecommons.org/licenses/by/4.0/>.

© The Author(s) 2024